




**TAIWAN METERS**  
TAIWAN SAFTY CONTROLS

**Magnetic Contactor,  
Magnetic Starter &  
Star-Delta Starter,  
Motor Protector Switch**

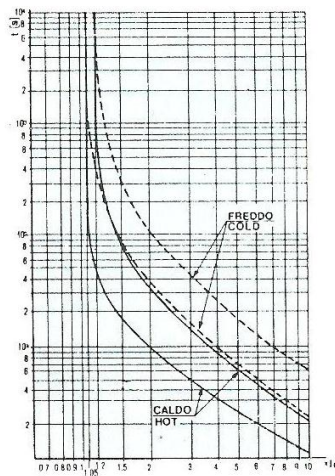




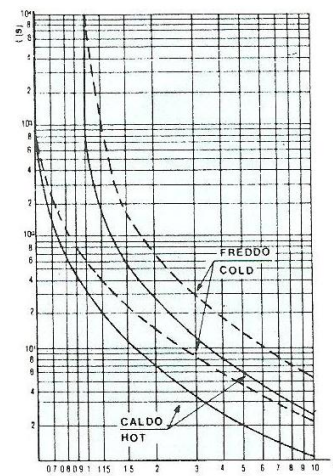


TYPE NO. TIPO NO.	BTH-12	BTH-18	BTH-25	BTH-35	BTH-60	BTH-80
AUX. CONTACTS	1NO+1NC	1NO+1NC	1NO+1NC	1NO+1NC	1NO+1NC	1NO+1NC
RATED VOLTAGE (V)	660	660	660	660	660	660
THERMAL CURRENT (A)	10	10	10	10	10	10
SETTING RANGE (A)	0.3-0.6 0.6-0.9 0.9-1.5 1.6-2.6 2.8-4.2 4.0-6.0 5.0-8.0 6.0-9.0 7.0-11.0	9.0-13.0 12-18 14-22	18-26 19-29	22-34 24-36	22-34 26-40 33-50 43-65	54-80 90-110
APPLICABLE CONTACTORS	C-09D.. C-12D..	C-12D.. C-18D.	C-18D.. C-25D..	C-25D.. C-35D..	C-45D11 C-55D11 C-65D11	C-80D11 C-95D11 C-100D11 C-150D22

Three Phase




Phase Failure



### CONTROL RELAY

#### A.C. OPERATED CONTROL RELAY





TYPE NO.	CR2-1040	CR2-1031	CR2-1022
INSULATION VOLTAGE (V)	660	660	660
THERMAL CURRENT (A)	10	10	10
CONTACTS	4NO	3NO + 1NC	2NO + 2NC

#### D.C. OPERATED CONTROL RELAYS.

TYPE NO.	CR2-230	CR2-221	CR2-212
THERMAL CURRENT (A)	10	10	10
CONTACTS	3NO	2NO+1NC	1NO+2NC




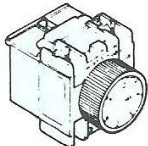
complete with start-stop pushbuttons with overload relay degree of protection IP65.



TYPE NO.	3 PHASE MOTOR RATING CAPACITOR				DIMENSION LxWxH(mm)
	220-240V KW (HP)	380V KW (HP)	415-440V KW (HP)	500-550V KW (HP)	
MSI-09D	2.2 (3)	4.0 (5.5)	4.0 (5.5)	5.5 (7.5)	175×95×128
MSI-12D	3.0 (4)	5.5 (7.5)	5.5 (7.5)	7.5 (10)	175×95×128
MSI-18D	4.0 (5.5)	7.5 (10)	9.0 (12.5)	10 (15)	175×95×128
MSI-25D	5.5 (7.5)	11 (15)	11 (15)	15 (20)	205×110×146
MSI-35D	7.5 (10)	15 (20)	15 (20)	18.5 (25)	205×110×146
MSI-45D	11 (15)	18.5 (25)	20 (30)	22 (30)	310×190×186
MSI-55D	15 (20)	22 (30)	25 (35)	30 (40)	310×190×186
MSI-65D	18.5 (25)	30 (40)	33 (45)	37 (50)	310×190×186
MSI-80D	22 (30)	37 (50)	45 (60)	55 (75)	310×190×186
	25 (35)	45 (60)	50 (65)	59 (80)	310×190×186

### ACCESSORIES AUXILIARY CONTACTS

AUX. CONTACTSBLOCK		TYPE NO.	CONTACTS	TYPE NO.	CONTACTS
 CA1-D11 CA1-D20 CA1-D22 CA1-D40		CA1-D11	1NO+1NC	CA1-D13	1NO+3NC
		CA1-D20	2NO	CA1-D31	3NO+1NC
		CA1-D02	2NC	CA1-D40	4NO
		CA1-D22	2NO+2NC	CA1-D04	4NC

PNEUMATIC TIME BLOCK (Time Relay)		TYPE NO.	ON DELAY	TYPE NO.	OFF DELAY
 CA2-D2X CA3-D2X		CA2-D20	0.1- 3 SEC.	CA3-D20	0.1- 3 SEC.
		CA2-D22	0.1- 30 SEC.	CA3-D22	0.1- 30 SEC.
		CA2-D24	10-180 SEC.	CA3-D24	10-180 SEC.

Mechanical and Electrical Interlock: TYPE NO. CA9-D10  
 Applicable for Type C-09D,C-12D,C-18D,C-25D,C-35D,C-45D,C-55D,C-65D,C-80D,C-95D.

